



# 24<sup>th</sup> World Congress of the International Society for Forensic Genetics

August 29–September 3, 2011  
University of Vienna, Austria



## Final Program

[www.isfg2011.org](http://www.isfg2011.org)



focused on quality  
**because it matters**

When people are counting on you, you need a partner you can count on

Life Technologies holds its products to the highest standards. Every reagent, instrument, and software solution is subjected to rigorous developmental testing and validation unmatched in the industry. And no other company offers a fully integrated workflow backed by the most extensive global network of training and support. It's all about enabling human identification labs to achieve peak performance—because your success matters.

[info.appliedbiosystems.com/hid](http://info.appliedbiosystems.com/hid)

*life*  
technologies™

# 24<sup>th</sup> World Congress of the International Society for Forensic Genetics

August 29–September 3, 2011  
University of Vienna, Austria

## CONGRESS PRESIDENT

Wolfgang R. Mayr, Vienna

## LOCAL ORGANIZING COMMITTEE

Wolfgang R. Mayr, Vienna, President  
Eva-Maria Dauber, Vienna, Secretary

## SCIENTIFIC COMMITTEE

Wolfgang R. Mayr, Vienna, President  
Leonor Gusmao, Porto  
Niels Morling, Copenhagen  
Mechthild Prinz, New York  
Peter M. Schneider, Cologne



## ***Welcome note by the Congress President***

It is a great pleasure to welcome you all to the 24th World Congress of the International Society for Forensic Genetics that will be held at the University of Vienna (founded in 1365) from August 29, 2011 to September 3, 2011.

With this meeting in Vienna we will be re-visiting after the 12th Congress of the International Society for Forensic Haemogenetics in 1987 a city that is of utmost historical importance for our field of forensic genetics. The first genetic system that was used in forensic genetics, the ABO blood group system, was discovered in Vienna in 1900 by Karl Landsteiner. Furthermore, the first forensic genetic opinion of a medical expert with regard to paternity was given by Anton Werkgartner of the Institute for Forensic Medicine at the University of Vienna in 1925 and forensic genetic expert opinions based on ABO results were accepted by the Supreme Court of Austria (Oberster Gerichtshof) in 1926, which documented that forensic genetic serology was fully accepted as evidence for or against paternity.

We did our very best to organize an exciting and memorable conference. Enjoy your stay in Vienna.

**Wolfgang R. Mayr**  
*Congress President*



Abbott

**Abbott**  
A Promise for Life

## Careers



### **Abbott Experience**

At Abbott, we are enthusiastic, energetic and committed to doing great work every day. Our employees are passionate about helping to translate science into lasting contributions to health care and the health of people worldwide. At the heart of our organization is our “Promise for Life”—a statement that embodies our company’s commitment to employees, shareholders, local communities and the people who depend on our company and products to live healthier lives.

Vital to our promise is the speed in which we act, respond and deliver. As Abbott employees, we are ready to meet change and challenges head-on. As a result, we are a company that adapts quickly, and through our passion for innovation we are able to continually create a pipeline of products that help improve the length and quality of life around the world.

We are proud of our rich, more than 120-year history. We continue to be driven to advance leading-edge science and technologies, support diversity, focus on exceptional performance and earn the trust of those we serve. More than 5,000 employees work for Abbott in Germany – and have helped to make us one of the country’s fastest growing research-based health care companies. Share your Passion For Life at Abbott.



## ***ABOUT ISFG***

The International Society for Forensic Genetics is an international association promoting scientific knowledge in the field of genetic markers analyzed for forensic purposes. The ISFG has been founded in 1968 and represents more than 1180 members from over 70 countries. Regular meetings are held at a regional and international level. Scientific recommendations on relevant forensic genetic issues are developed and published by expert commissions of the ISFG.

### **ISFG EXECUTIVE BOARD**

#### **PRESIDENT**

**Niels Morling, Copenhagen**

#### **VICE PRESIDENT**

**Peter M. Schneider, Cologne**

#### **SECRETARY**

**Wolfgang R. Mayr, Vienna**

#### **TREASURER**

**Leonor Gusmao, Porto**

#### **REPRESENTATIVE FOR ALL WORKING PARTIES**

**Mechthild Prinz, New York**





# CONTENTS

INVITED SPEAKERS AND PRECONGRESS EDUCATIONAL WORKSHOP SPEAKERS	8
TIMETABLE, LOCATION	10
PROGRAM	
Precongress Educational Workshops	
– Monday, August 29 – Tuesday, August 30	14
ISFG Congress Program	
– Tuesday, August 30	15
– Wednesday, August 31	15
– Thursday, September 1	17
– Friday, September 2	19
– Saturday, September 3	21
Poster Information	22
General Assembly	23
Working Parties	23
– Spanish and Portuguese (GHEP) Meeting: August 29–30	
– All others: Friday, September 2	
Industry Sponsored Symposia	25
GUIDELINES FOR ORAL AND POSTER PRESENTATION	26
SOCIAL EVENTS	28
IMPORTANT ADDRESSES	30
REGISTRATION	31
GENERAL INFORMATION	33
INDUSTRY PARTNERS	36

## INVITED SPEAKERS

**Peter de Knijff**  
p.de\_knijff@lumc.nl

Faculteit Geneeskunde  
Divisie 5  
Humane Genetica  
Onderzoeksgebouw  
Postbus 9600  
2300 RC Leiden  
Holland

**Adrian Linacre**  
adrian.linacre@flinders.edu.au

South Australia Justice Chair in Forensic Science  
School of Biological Sciences  
Flinders University  
GPO 2100  
Bedford Park  
Adelaide 5001  
South Australia

**Manfred Kayser**  
m.kayser@erasmusmc.nl

Erasmus MC - University Medical Center Rotterdam  
PO Box 2040  
3000 CA Rotterdam  
The Netherlands

**Michael Hofreiter**  
msh503@york.ac.uk

University of York  
Department of Biology (Area 2)  
York, YO10 5DD  
United Kingdom

**Max Baur**  
max.baur@ukb.uni-bonn.de

Institut für Medizinische Biometrie  
Informatik und Epidemiologie (IMBIE)  
Sigmund-Freud-Str. 25  
53105 Bonn  
Germany

**Ingo Bastisch**  
ingo.bastisch@bka.bund.de

Bundeskriminalamt  
Thaerstrasse 11  
55276 Wiesbaden  
Germany

## PRECONGRESS EDUCATIONAL WORKSHOPS SPEAKERS

**Peter Gill**

peter.gill@strath.ac.uk

Institute of Legal Medicine  
University of Oslo  
Norway  
Rikshospitalet  
0027 Oslo  
Norway

**Hinda Haned**

h.haned@nfi.minjus.nl

Research Statistician  
Netherlands Forensic Institute  
R & D Human Biological Traces  
P.O. Box 24044  
2490 AA The Hague  
Netherlands

**Adele A. Mitchell**

AAMitchell@ocme.nyc.gov

City Research Scientist  
Department of Forensic Biology  
Office of Chief Medical Examiner  
421 E 26th Street  
New York, NY 10016  
USA

**Rolf Fimmers**

rolf.fimmers@ukb.uni-bonn.de

Institute for Medical Biometry,  
Informatics and Epidemiology  
University of Bonn  
Sigmund-Freud-Str. 25  
53757 Bonn  
Germany

**John M. Butler**

john.butler@nist.gov

U.S. National Institute of Standards and Technology  
Applied Genetics Group  
100 Bureau Dr., M/S 8314  
Gaithersburg, MD 20899-8314  
USA

**Tom Parsons**

thomas.parsons@ic-mp.org

Director of Forensic Science  
International Commission on Missing Persons  
Alipašina 45a  
71000 Sarajevo  
Bosnia and Herzegovina

**Walther Parson**

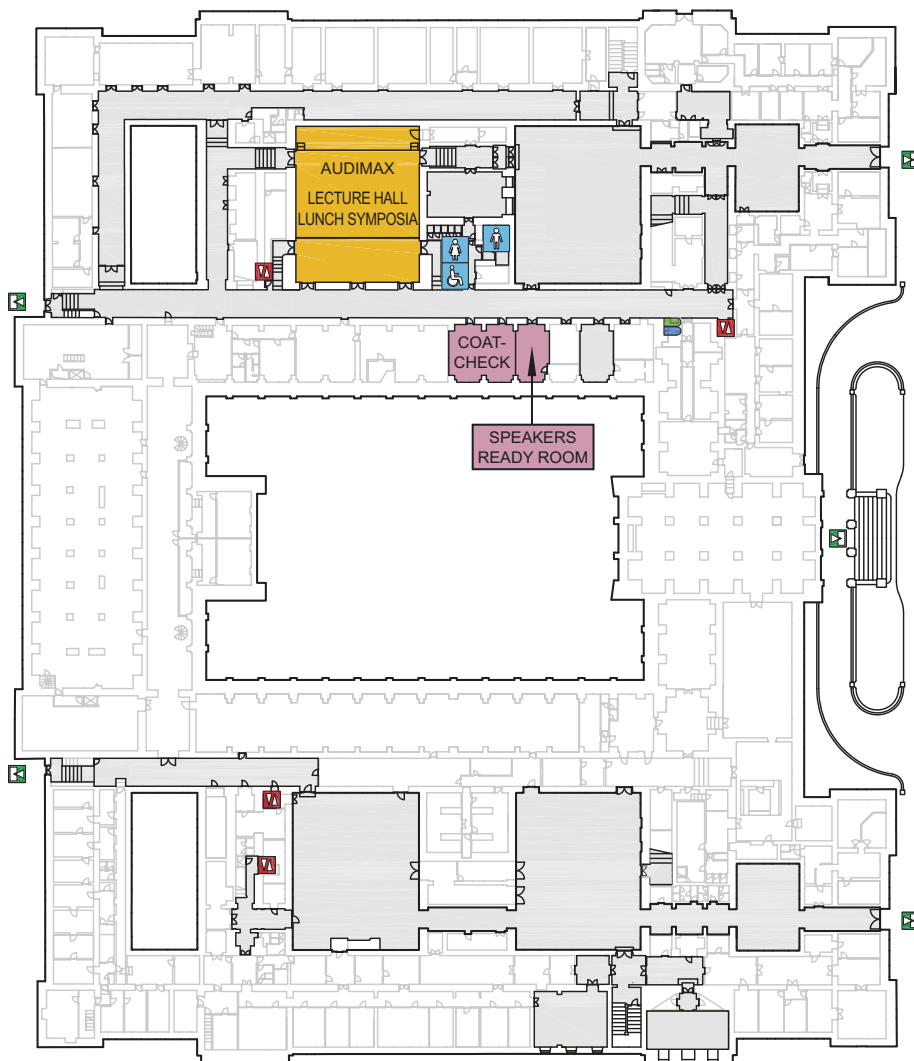
walther.parson@i-med.ac.at

Institute of Legal Medicine  
Medical University of Innsbruck  
Müllerstrasse 44  
6020 Innsbruck  
Austria

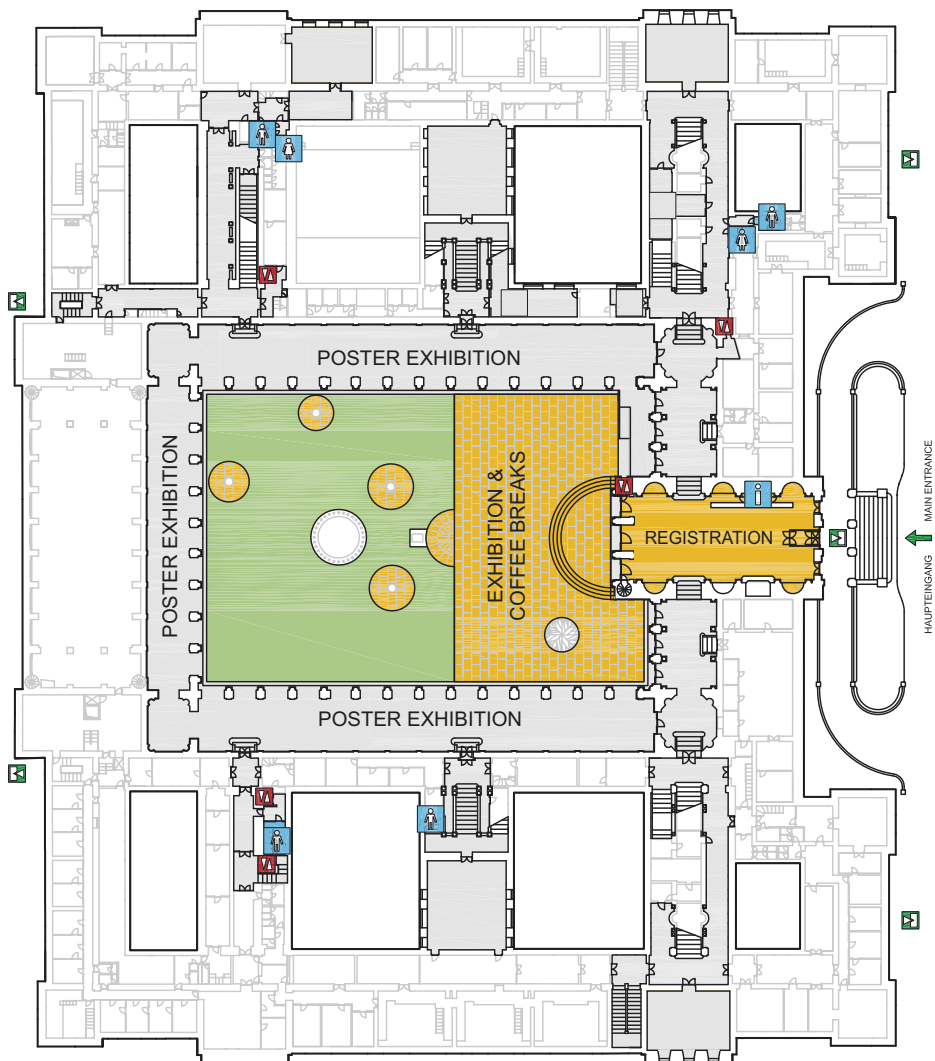
	Monday Aug. 29, 2011	Tuesday Aug. 30, 2011	Wednesday Aug. 31, 2011	Thursday Sep. 01, 2011	Friday Sep. 02, 2011	Saturday Sep. 03, 2011
08:30						
09:00	Educational Track 1 Kl. Festsaal	Educational Track 1 Kl. Festsaal	Lecture Audimax	Lecture Audimax	Lecture Audimax	Lecture Audimax
09:30	Educational Track 2/1 Audimax	Educational Track 2/2 Audimax				
09:45		Coffee break	Coffee break & posters Arkadenhof + Exhibition	Coffee break & posters Arkadenhof + Exhibition	Coffee break & posters Arkadenhof + Exhibition	Coffee break & posters Arkadenhof + Exhibition
10:00						
10:30						
10:45	Educational Track 1 Kl. Festsaal	Educational Track 2/2 Audimax	Lecture Audimax	Lecture Audimax	Lecture Audimax	Closing Lecture Audimax
11:00	Educational Track 2/1 Audimax					
11:30						
12:00			Lunch-Symposium ABBOTT Audimax	Lunch-Symposium APPLIED BIOSYSTEMS Audimax	Lunch-Symposium PROMEGA Audimax	
12:30		Lunch break				
13:00						
13:30						
14:00						
14:30	Educational Track 1 Kl. Festsaal	Educational Track 2/3 Audimax	Lecture Audimax	Lecture Audimax	Lecture Audimax	
15:00						
15:15						
15:30	Coffee break	Coffee break	Coffee break & posters Arkadenhof + Exhibition	Coffee break & posters Arkadenhof + Exhibition	Coffee break & posters Arkadenhof + Exhibition	
16:00	Educational Track 1 Kl. Festsaal	Educational Track 2/3 Audimax				
16:15	Educational Track 2/1 Audimax					
16:30			Lecture Audimax	Lecture Audimax	Lecture Audimax	
17:00						
17:30						
18:00						
18:30		Opening Ceremony Audimax	Symposium QIAGEN Audimax	General Assembly Audimax	5 Working Parties * # 28,30,31,32,33, Audimax	
19:00					Bus departure	
19:30						
20:00						
20:30						
21:00		Get Together Party Arkadenhof	Mayor's Reception City Hall		Conference Dinner Heuriger	
21:30						
22:00						

\* GHEP Meeting: Aug. 29-30, Lecture room 28

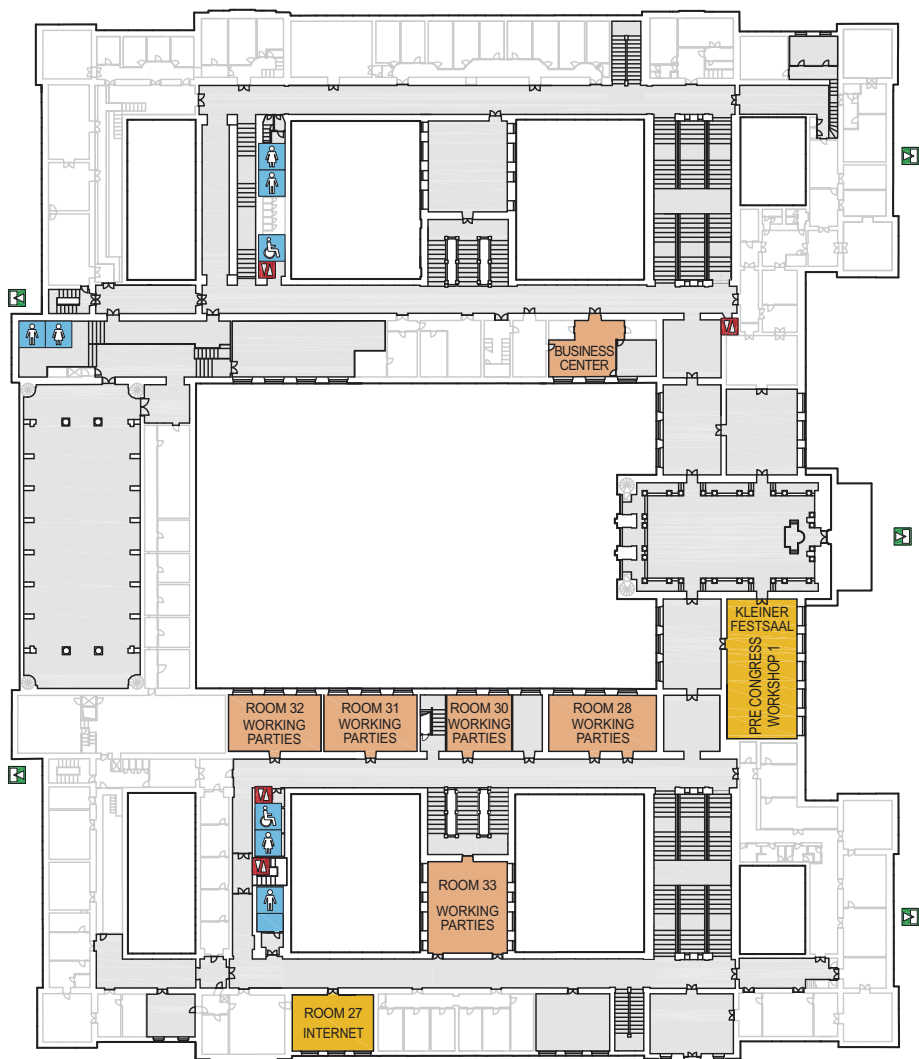
# BASEMENT



# ENTRANCE LEVEL



# 1<sup>st</sup> FLOOR



**Monday, August 29 – Tuesday, August 30**

08:00 – 10:00      Registration (Aula)

09:00 – 16:30      ***Track 1 (Kleiner Festsaal)***

**Interpretation of complex STR results**

(August 29 and 30, 2011, 09:00 – 16:30).

Organizer: Peter Gill

Teachers: Peter Gill, Hinda Haned, Adele Mitchell

***Track 2 (Audimax)***

**1. Statistical Methods in Relationship Testing**

(August 29, 2011, 09:00 – 16:30).

Organizer: Rolf Fimmers

**2. Fundamentals of capillary electrophoresis**

(August 30, 2011, 09:00 – 12:00).

Organizer: John Butler

**3. Missing persons and forensic genetics**

(August 30, 2011, 14:00 – 16:30).

Organizers: Thomas Parsons and Walther Parson



## Tuesday, August 30 – Audimax

08:00 – 20:00 Registration (Aula)

Chair: *Wolfgang R. Mayr, Niels Morling*

18:30 **OPENING CEREMONY**

18:45 ISFG Scientific Prize Lecture

**MITOCHONDRIAL DNA RESEARCH:  
WHERE DO WE COME FROM? WHAT ARE WE? WHERE ARE WE GOING?**  
Salas, A. \*

*\*Forensic Genetics Unit, Institute of Legal Medicine, University of Santiago de Compostela, Spain*

followed by **GET TOGETHER PARTY**

## Wednesday, August 31 – Audimax

Chair: *Lutz Roewer, Maria Victoria Lareu*

08:30 **FORENSIC USE OF NEXT-GENERATION SEQUENCING:  
CAN WE SKIP THE PCR AND STRs?**  
De Knijff, P. \*

*\*Department of Human Genetics, Leiden University Medical Center, 2300 RC Leiden, The Netherlands*

09:15 **O 01 ASSESSING THE POTENTIAL OF NEXT GENERATION SEQUENCING  
TECHNOLOGIES FOR MISSING PERSONS IDENTIFICATION EFFORTS**  
Irwin, J.\*, Just, R., Loreille, O.

*\*Armed Forces DNA Identification Laboratory, Rockville, MD, USA*

09:30 **O 02 SHORT TANDEM REPEAT SEQUENCING ON THE 454 PLATFORM**  
Scheible, M.\*, Loreille, O., Just, R., Irwin, J.

*\*Armed Forces DNA Identification Laboratory, Rockville, USA*

09:45 *Coffee break – exhibition – posters*

10:45 **O 03 A NEW ULTRADEEP LT (LOW TEMPLATE) DNA PROFILING APPROACH BASED  
ON AN EMULSION-BASED CLONAL AMPLIFICATION OF AN STRs MULTIPLEX  
PCR PRODUCT FOLLOWED BY MASSIVE PYROSEQUENCING**

Berti, A.\*, Barni, F., Pilli, E., Rizzi, E., Pianese, A., Corti, G., De Bellis, G., Caramelli, D.

*\*Reparto Carabinieri Investigazioni Scientifiche di Roma, Sezione di Biologia, Rome, Italy*

11:00 **O 04 VALIDATION STUDIES ON THE APPLIED BIOSYSTEMS 3500 GENETIC  
ANALYZER**

Butts, E.\*, Kline, M., Duewer, D., Hill, C., Butler, J., Vallone, P.

*\*U.S. National Institute of Standards and Technology, Biochemical Science Division, Gaithersburg, Maryland, USA*

11:15 **O 05 LASER CAPTURE MICRODISSECTION IN FORENSIC RESEARCH**

Vandewoestyne, M.\*, Deforce, D.

*\*Ghent University, Faculty of Pharmaceutical Sciences, Laboratory of Pharmaceutical Biotechnology, Ghent, Belgium*

11:30 **O 06 HOT FLAKES IN COLD CASES**  
Schneider, H.\*, Wiegand, P., Rand S.

*\*Hessisches Landeskriminalamt, Wiesbaden, Germany*

- 11:45    **O 07**    **SINGLE SKIN FLAKES ANALYSIS WITH MITOCHONDRIAL DNA**  
Klein-Unseld, R.\*, Naue, J., Pfeifer, C., Lutz-Bonengel, S., Wiegand, P.  
*\*University Hospital of Ulm, Department Legal Medicine, Ulm, Germany*
- 12:00            **ABBOTT LUNCH SYMPOSIUM**
- Chair: Sally Ann Harbison, John Butler*
- 14:00            **NON-HUMAN DNA TESTING: RECOMMENDATIONS FOR ITS USE IN FORENSIC SCIENCE INVESTIGATIONS**  
 Linacre, A.\*  
*\*School of Biological Sciences, Flinders University, Adelaide, Australia*
- 14:45    **O 08**    **A FORENSIC DNA PROFILING SYSTEM FOR NORTHERN EUROPEAN BROWN BEAR (URSUS ARCTOS)**  
Andreassen, R.\*, Schregel, J., Kopatz, A., Knappskog, P. M., Schneider, M., Kojola, I., Aspi, J., Rykov, A., Tirronen, K.F., Hagen, S., Eiken, H.G.  
*\*Faculty of Health Sciences, Oslo University College, Oslo, Norway*
- 15:00    **O 09**    **WHAT WAS IT? – MICROFLUIDIC SCREENING ASSAY FOR COMMON EUROPEAN ANIMAL FAMILIES**  
Naue, J.\*, Focke, M., Lutz-Bonengel, S., Mark, D., Meißner, S., Pietsch, K., Schlauderer, N., Segelbacher G., von Stetten, F., Schmidt, U.  
*\*Institute of Legal Medicine, Freiburg University Medical Center, Freiburg, Germany*
- 15:15    *Coffee break –exhibition – posters*
- 16:15    **O 10**    **WHERE DOES THIS TIGER COME FROM? – A ROBUST MOLECULAR TECHNIQUE FOR SIMULTANEOUS IDENTIFICATION OF ENDANGERED SPECIES AND SUBSPECIES.**  
Kittpitit T.\*, Tobe S. S., Kitchener A. C., Gill P., Linacre A.  
*\*Centre of Forensic Science, Department of Pure and Applied Chemistry, University of Strathclyde, United Kingdom, and School of Biological Sciences, Flinders University, Adelaide, Australia*
- 16:30    **O 11**    **MIR16 AS A MICRORNA MARKER APPLIED IN SPECIES IDENTIFICATION**  
Hou, YP.\*, Li, Y., Wang, Z.  
*\*Institute of Forensic Medicine, West China School of Basic Science and Forensic Medicine, Sichuan University, Chengdu, China*
- 16:45    **O 12**    **RAPID DNA ANALYSIS IN THE POLICE BOOKING SUITE: FBI INITIATIVE FOR REFERENCE SAMPLE POINT OF COLLECTION ANALYSIS**  
Callaghan, T.\*, Vallone, P.  
*\*FBI Laboratory, Quantico, Virginia, USA*
- 17:00    **O 13**    **A SINGLE MULTIPLEX PCR AND SNAPSHOT MINISEQUENCING REACTION OF 42 SNPs TO CLASSIFY ADMIXTURE POPULATIONS INTO MITOCHONDRIAL DNA HAPLOGROUPS.**  
Paneto, G.G.\*, Köhnemann, S., Martins, J.A., Cicarelli, R.M.B., Pfeiffer, H.  
*\*Universidade Federal do Espírito Santo, Alegre, Espírito Santo, Brazil*
- 17:15    **O 14**    **DIP-STR MARKERS: A NEW TOOL FOR THE ANALYSIS OF UNBALANCED MIXTURES OF DNA FROM TWO INDIVIDUALS**  
Hall, D.\*, Castella, V.  
*\*Forensic Genetics Unit, University Center of Legal Medicine Lausanne and Geneva, Switzerland*
- 17:30    *End*

- 18:00 **QIAGEN SYMPOSIUM**  
Accelerating forensic workflows – more information faster
- 20:00 **MAYOR'S RECEPTION** at City Hall of Vienna

## Thursday, September 1 – Audimax

*Chair: Peter Schneider, Angel Carracedo*

- 08:30 **BEYOND STR PROFILES: MOLECULAR APPROACHES FOR OBTAINING ADDITIONAL INFORMATION FROM HUMAN FORENSIC SAMPLES**  
Kayser, M. \*  
*\*Department of Forensic Molecular Biology, Erasmus MC University Medical Centre Rotterdam, Rotterdam, The Netherlands*
- 09:15 **O 15 FURTHER DEVELOPMENT OF FORENSIC EYE COLOUR PREDICTIVE TESTS**  
Ruiz, Y.\*, Phillips, C., Maroñas, O., Söchtig, J., Fondevila, M., Rodriguez-Cid, M., Gomez-Tato, A., Alvarez-Dios, J., Casares de Cal, M., Carracedo, Á., Lareu, M.V.  
*\*Forensic Genetics Unit, Institute of Legal Medicine, University of Santiago de Compostela, Spain*
- 09:30 **O 16 ANALYSIS OF VARIATION IN PIGMENTATION GENES FOR FORENSIC PURPOSES**  
Branicki, W.\*, Draus-Barini, J., Ishikawa, T., Pospiech, E., Kupiec, T., Maeda, H.  
*\*Section of Forensic Genetics, Institute of Forensic Research, Kraków, Poland, and Department of Genetics and Evolution, Institute of Zoology, Jagiellonian University, Kraków, Poland*
- 09:45 *Coffee break - exhibition - posters*
- 10:45 **O 17 GENETIC VARIANTS AND SKIN COLOUR IN DANES**  
Andersen, J.D.\*, Johansen, P., Wulf, H.C., Petersen, B., Børsting, C., Morling, N.  
*\*Section of Forensic Genetics, Department of Forensic Medicine, Faculty of Health Sciences, University of Copenhagen, Denmark*
- 11:00 **O 18 THE HIRISPLEX SYSTEM: SIMULTANEOUS PREDICTION OF BOTH HAIR AND EYE COLOUR FROM DNA**  
Walsh, S.\*, Liu, F., Wollstein, A., Ballantyne, K.N., Branicki, W., Kayser, M.  
*\*Department of Forensic Molecular Biology, Erasmus MC University Medical Centre Rotterdam, Rotterdam, The Netherlands*
- 11:15 **O 19 MOLECULAR "EYEWITNESS": FORENSIC PREDICTION OF PHENOTYPE AND ANCESTRY**  
Butler, K.\*, Peck, M., Hart, J., Schanfield, M., Podini, D.  
*\*Department of Forensic Sciences, The George Washington University, Washington, D.C., USA*
- 11:30 **O 20 A PANEL OF 46 ANCESTRY-INFORMATIVE INSERTION-DELETION POLYMORPHISMS (AIM-INDELS) IN A SINGLE REACTION**  
Pereira, R.\*, Phillips, C., Pinto, N., Santos, C., Santos, S., Amorim, A., Carracedo, Á., Gusmão, L.  
*\*IPATIMUP (Institute of Molecular Pathology and Immunology of the University of Porto), Porto, Portugal, and Institute of Forensic Sciences Luis Concheiro, University of Santiago de Compostela, Santiago de Compostela, Spain*

- 11:45    **O 21**    **BUILDING A COMPACT X-CHROMOSOME ANCESTRY-INFORMATIVE SNP MULTIPLEX**  
Santos, C.\*, Phillips, C., Fondevila, M., Ballard, D., Syndercombe Court, D., Daniel, B., Weale, M., Crouch, D., Lareu, M.V.  
*\*Forensic Genetics Unit, Insitute of Legal Medicine, University of Santiago de Compostela, Spain*
- 12:00            **APPLIED BIOSYSTEMS LUNCH SYMPOSIUM**
- Chair: Walther Parson, Lourdes Prieto*
- 14:00            **ANCIENT DNA AND NEXT GENERATION DNA SEQUENCING**  
Hofreiter, M. \*  
*\*University of York, Department of Biology (Area 2), York, United Kingdom*
- 14:45    **O 22**    **NUCLEAR AND MITOCHONDRIAL ANALYSES OF FRENCH NEOLITHIC HUMAN REMAINS**  
Lacan, M.\*, Keyser, C., Guilaine, J., Crubézy, E., Ludes, B.  
*\*Laboratoire A.M.I.S CNRS UMR 5288, Toulouse, France, and Laboratoire d'anthropologie moléculaire, Institut de Médecine Légale, Strasbourg, France*
- 15:00    **O 23**    **WHOLE MITOCHONDRIAL GENOME SEQUENCES FROM PREHISTORIC HUMAN ARCHAEOLOGICAL REMAINS**  
Brotherton, P.M.\*, Haak, W., Templeton, J., Soubrier, J., Richards, S., Brandt, G., Meller, H., Behar, D.M., Alt, K.W., Cooper, A., The Genographic Consortium  
*\*Australian Centre for Ancient DNA, School of Earth and Environmental Sciences, University of Adelaide, Australia*
- 15:15    *Coffee break – exhibition – posters*
- 16:15    **O 24**    **MULTIDISCIPLINARY ANALYSIS OF ANCIENT SKELETAL REMAINS AND THE TRANSFER OF EXPERIENCE TO THE FORENSIC CASE WORK**  
Vanek, D.\*  
*\*Forensic DNA Service, Prague, Czech Republic, and Charles University in Prague, 2nd Faculty of Medicine, Prague, Czech Republic*
- 16:30    **O 25**    **FIRST APPLICATION OF THE INVESTIGATOR DIPplex INSERTION/DELETION TYPING KIT FOR THE KINSHIP ANALYSIS FROM ANCIENT DNA SAMPLES**  
Hollard, C.\*, Mendisco, F., Keyser, C., Ludes, B.  
*\*Laboratoire d'Anthropologie Moléculaire, Institut de Médecine Légale, EA 4438, Strasbourg, France*
- 16:45    **O 26**    **EMPOP QUALITY CONTROL MANAGEMENT FOR THE EVALUATION OF LITERATURE DATA**  
Zimmermann, B.\*, Nagl, S., Röck, A., Dür, A., Parson, W.  
*\*Institute of Legal Medicine, Innsbruck Medical University, Innsbruck, Austria*
- 17:00    **O 27**    **USEFULNESS OF HAPLOGROUP INFORMATION IN FORENSIC GENETICS**  
Röck, A.W.\*, Dür, A., Parson, W.  
*\*Institute of Legal Medicine, Innsbruck Medical University, Innsbruck, Austria*
- 17:15    **O 28**    **QUALITY EXERCISE IN DISASTER VICTIM IDENTIFICATION**  
Lessig, R.\*, Edelmann, J., Immel, U.D.  
*\*Institute of Legal Medicine of the Martin-Luther-University of Halle-Wittenberg, Germany*
- 17:30 - 19:00    **GENERAL ASSEMBLY OF THE ISFG**

## Friday, September 2 – Audimax

Chair: *Leonor Gusmao, Max Baur*

- 08:30           **COMPLEX RELATIONSHIP ANALYSES – INFLUENCE OF ALLELIC ASSOCIATION AND RECOMBINATION**  
 Baur, M. \*, Fimmers, R. \*  
*\*Institut für Medizinische Biometrie, Informatik und Epidemiologie (IMBIE), Bonn, Germany*
- 09:15    **O 29    KINSHIP ANALYSIS BASED ON SNP DATA FROM MICROARRAY ASSAY**  
Inaoka, Y.\*, Tajima, A., Tamura, T., Satoh, F., Osawa, M.  
*\*Department of Forensic Medicine, Tokai University School of Medicine, Isehara, Japan*
- 09:30    **O 30    A DISTANT RELATIONSHIP RESOLVED WITH GENOME-WIDE SNP ANALYSIS**  
Phillips, C.\*, Lareu, M.V., García-Magariños, M., Quintela, I., Carracedo, Á., Salas, A.  
*\*Forensic Genetics Unit, Institute of Legal Medicine, University of Santiago de Compostela, Spain*
- 09:45    *Coffee break –exhibition - posters*
- 10:45    **O 31    LINKAGE DISEQUILIBRIUM ANALYSIS OF 67 SNP LOCI ON X CHROMOSOME**  
Li, L.\*, Zhao, S., Liu, Y., Li, C., Lin, Y., Zhang, S., Shao, W.  
*\*Shanghai Key Laboratory of Forensic Medicine, Institute of Forensic Science, Ministry of Justice, Shanghai, China*
- 11:00    **O 32    WHEN THE ALLEGED FATHER IS A CLOSE RELATIVE OF THE REAL FATHER: THE UTILITY OF INSERTION/DELETION POLYMORPHISMS**  
 Magalhães, M., Gomes, C., Pereira, R., Amorim, A., Pinto, N.\*, Alves, C., Gusmão, L.  
*\*IPATIMUP, Instituto de Patologia e Imunologia Molecular da Universidade do Porto, Faculdade de Ciências da Universidade do Porto, and Centro de Matemática da Universidade do Porto, Porto, Portugal*
- 11:15    **O 33    STATISTICAL ASPECTS OF FAMILIAL SEARCHING**  
Slooten, K.\*, Meester, R.  
*\*Netherlands Forensic Institute, The Hague, The Netherlands*
- 11:30    **O 34    A PRACTICAL MODEL TO EXPLAIN RESULTS OF COMPARATIVE DNA TESTING IN COURT**  
Meulenbroek A.J.\*, Kloosterman, A.D., Benschop C.C.G., Sijen T.  
*\*Netherlands Forensic Institute, The Hague, The Netherlands.*
- 11:45    **O 35    THE VALUE OF Y-HAPLOGROUP PREDICTION BASED ON Y-STR HAPLOTYPE DATA: BETWEEN CAUTION AND BENEFIT.**  
Willuweit, S.\*  
*\*Charité – Universitätsmedizin Berlin, Institute of Legal Medicine, Forensic Genetics Department, Berlin, Germany*
- 12:00           **PROMEGA LUNCH SYPOSIUM**

*Chair: Ingo Bastisch, Niels Morling*

- 14:00      **REPORT FROM EDNAP AND ENFSI**  
 Bastisch, I.\*, Morling, N. \*\*  
 \**Bundeskriminalamt, Wiesbaden, Germany*  
 \*\**Section of Forensic Genetics, Department of Forensic Medicine, Faculty of Health Sciences, University of Copenhagen, Denmark*
- 15:00      **O 36    COLLABORATIVE EDNAP EXERCISES ON MESSENGER RNA/DNA CO-ANALYSIS FOR BODY FLUID IDENTIFICATION (BLOOD, SALIVA, SEMEN) AND STR PROFILING**  
Haas, C.\*, Hanson, E., Morling, N., Ballantyne, J.  
 \**Institute of Legal Medicine, University of Zürich, Switzerland*
- 15:15      *Coffee break –exhibition – posters*

*Chair: Jack Ballantyne, Manfred Kayser*

- 16:15      **O 37    SPECIFIC MICRO-RNA SIGNATURES FOR THE DETECTION AND DIFFERENTIATION OF BODY-FLUIDS IN FORENSIC STAIN ANALYSIS**  
Courts, C.\*, Madea, B.  
 \**Universität Bonn, Institut für Rechtsmedizin, Bonn, Germany*
- 16:30      **O 38    IDENTIFICATION OF SKIN IN TOUCH/CONTACT FORENSIC SAMPLES BY MESSENGER RNA PROFILING**  
Ballantyne, J.\*, Hanson E., Haas, C., Jucker, R.  
 \**National Center for Forensic Science, Orlando, FL USA, and University of Central Florida, Department of Chemistry, Orlando, FL USA*
- 16:45      **O 39    A MULTIPLEX RNA PROFILING SYSTEM TO DISTINGUISH AMONG BODY FLUIDS AND CONTACT TRACES**  
Lindenbergh, P.A.\*, Pagter, de M., Ramdayal, G., Visser, M., Zubakov, D., Kayser, M., Sijen, T.  
 \**Netherlands Forensic Institute, The Hague, The Netherlands*
- 17:00      **O 40    IMPLEMENTATION OF MESSENGER RNA BODY FLUID TESTING IN FORENSIC CASE WORK.**  
Harbison, SA.\*, Baker, HMR., Fallow, MV., Fleming, RF., Simon, PM, Stacey, JK, Wivell, RJ.  
 \**Forensic Biology Group, Institute of Environmental Science and Research Ltd, Mt Albert Science Centre, Auckland, New Zealand.*
- 17:15      **O 41    BODY FLUID IDENTIFICATION BASED ON TISSUE-SPECIFIC DIFFERENTIAL DNA METHYLATION**  
Choi A.\*, An J. H., Park M. J., Shin K. J., Yang W. I., Lee H. Y.  
 \**Department of Forensic Medicine and Brain Korea 21 Project for Medical Science, Yonsei University College of Medicine, Seoul, Korea*
- 17:30      **Working Parties (For further information please see page 23)**
- 19:00      **Bus Departure to CONFERENCE DINNER – Heurigen Evening**

## Saturday, September 3 – Audimax

Chair: Mechthild Prinz, Peter Gill

- 09:00 **O 42** **EXPLORING THE CAPABILITIES OF MIXTURE INTERPRETATION USING TRUE ALLELE SOFTWARE**  
Coble, M.D.\*, Butler, J.M.  
*\*U.S. National Institute of Standards and Technology, Biochemical Science Division, Gaithersburg, Maryland, USA*
- 09:15 **O 43** **EVALUATION OF GENEMAPPER ID-X MIXTURE MODULE**  
Hansson, O.\*, Gill, P., Egeland, T., Finnebraaten, M., Haltbakk, H., T. Molema K., Fonnelløp A. E., B. Hellerud B.  
*\*Institute of Forensic Medicine, University of Oslo, Rikshospitalet*
- 09:30 **O 44** **THE MYTHICAL "EXCLUSION" METHOD FOR MIXTURES – DOES IT MAKE ANY SENSE AT ALL?**  
Brenner, C.\*  
*\*School of Public Health, Univ of California at Berkeley, and DNA-VIEW*
- 09:45 **O 45** **LIKELIHOOD RATIO STATISTICS FOR DNA MIXTURES ALLOWING FOR DROP-OUT AND DROP-IN**  
Mitchell, A.A.\*, Tamariz, J., O'Connell, K., Ducasse, N., Prinz, M., Caragine, T.  
*\*New York City Office of Chief Medical Examiner, Department of Forensic Biology, New York, NY, USA*
- 10:00 *Coffee break - exhibition - posters*
- 10:30 **O 46** **ESTIMATING DROP-OUT PROBABILITIES IN FORENSIC DNA SAMPLES: A SIMULATION APPROACH TO EVALUATE DIFFERENT MODELS**  
Haned, H.\*, Egeland, T., Gill, P.  
*\*Netherlands Forensic Institute, The Hague, The Netherlands*
- 10:45 **O 47** **ESTIMATING Y-STR ALLELE DROP-OUT PROBABILITIES ADJUSTING FOR LOCUS IMBALANCE**  
Andersen, M. M.\*, Eriksen, P. S., Asplund, M., Olofsson, J., Mogensen, H. S., Morling, N.  
*\*Department of Mathematical Sciences, Aalborg University, Aalborg, Denmark*
- 11:00 **O 48** **A STATISTICAL MODEL FOR DEGRADED STR SAMPLES AND ADJUSTMENT OF DROP-OUT PROBABILITIES**  
Tvedebrink, T.\*, Eriksen, P.S., Mogensen, H.S., Morling, N.  
*\*Department of Mathematical Sciences, Aalborg University, Aalborg, Denmark*
- 11:15 **O 49** **CONSENSUS METHOD FOR LOW TEMPLATE TYPING AFFECTS GENOTYPING RELIABILITY AND DATABASE SEARCH RESULTS**  
Benschop, C.C.G.\*, Beek van der, C.P., Meiland, H.C., Gorp van, A.G.M., Westen, A.A., Sijen, T.  
*\*Netherlands Forensic Institute, The Hague, The Netherlands*
- 11:30 **O 50** **AN AUTOMATED APPROACH FOR GENERATING CONSENSUS PROFILES FROM LOW TEMPLATE STR TYPING RESULTS**  
 Decorte, R.\*, \*\*, Gilissen, A., Bekaert, B.  
*\*UZ Leuven, Department of Forensic Medicine, Laboratory of Forensic Genetics and Molecular Archaeology, Leuven, Belgium*  
*\*\*K.U.Leuven, Department of Human Genetics, Leuven, Belgium*
- 11:45 Closing of the congress
- 12:00 End

Details - see Book of Abstracts

### Topics

Forensic applications of human polymorphisms	P001 - P063
Prediction of externally visible physical traits/forensic DNA phenotyping	P064 - P074
Forensic molecular genetics	P075 - P137
Population genetics of polymorphisms of forensic interest	P138 - P209
DNA typing methodologies and strategies	P210 - P328
Biostatistics	P329 - P338
Standards and quality control	P339 - P355
Forensic DNA databases	P356 - P380
Genetic analysis of forensic non-human material	P381 - P402
Ethical and legal issues related to forensic genetics	P403 - P408



## GENERAL ASSEMBLY OF THE ISFG

For ISFG Members only

**Thursday, September 1**

**Audimax, 17:30**

## WORKING PARTIES

**Monday, August 29, 09:00 – 18:30 and**

**Tuesday, August 30, 09:00 – 13:30**

Spanish and Portuguese Working Party

GHEP Meeting              Lecture Room 28

**Friday, September 2, 17:30 – 19:00**

Other Working Parties:

English                      Audimax

French                      Lecture Room 28

Chinese                     Lecture Room 30

Italian                      Lecture Room 31

Korean                      Lecture Room 32

German                      Lecture Room 33



## INDUSTRY SPONSORED SYMPOSIA

The following industry sponsors have organised symposia that will be held in the Audimax during the official congress program, within a previously accorded schedule.

The program of the symposia is organized by the sponsors. The scientific content and the speakers are selected by and under the responsibility of the sponsors.

### Wednesday, August 31

**ABBOTT** Lunch Symposium

Time: 12:00 - 14:00

Audimax

Abbott's capabilities in forensics from laboratory information management systems with STARLIMS to DNA forensics with the PLEX-ID technology.

**QIAGEN** Symposium

Time: 18:00 - 19:30

Audimax

Accelerating forensic workflows – more information faster.

Join us to learn about the bright future of forensic technology. The symposium will feature customer presentations on the new QIAGEN Investigator STR Plus and Investigator Quantiplex Kits, and QIAGEN expert presentations on the latest developments in PCR technology for human identity testing.

### Thursday, September 1

**APPLIED BIOSYSTEMS** Lunch Symposium

Time: 12:00 - 14:00

Audimax

The symposium focuses on *Streamlining the Forensic DNA Analysis Workflow* with topics including Sample Preparation, Direct Amplification and efficient implementation of the 3500 Genetic Analyzer for Human Identification.

### Friday, September 2

**PROMEGA** Lunch Symposium

Time: 12:00 - 14:00

Audimax

Learn how to enhance your laboratory's work flow during the free Promega Lunch Symposium on Friday, September 2nd, 12.00-14.00 o'clock. Topics to be presented will be Validation and Implementation of Plexor® HY , Improving Lab Efficiency with Direct PCR Using PowerPlex® 18D, Validation and Implementation of PowerPlex® ESX16 in Forensic Casework and PowerPlex® ESI17 Pro Kit Concordance Results with NIST U.S. Population Samples. Please contact Nicole Siffing ([nicole.siffing@promega.com](mailto:nicole.siffing@promega.com)) for any questions.

## GUIDELINES FOR ORAL AND POSTER PRESENTATION

All accepted abstracts were reviewed by the members of the Scientific Committee. A limited number of abstracts were selected for oral presentation.

If an abstract was accepted, at least one of the authors must attend the meeting and present it in person. The presenting author of an accepted abstract must register.

### Oral presentations

Facilities for pre-viewing your presentation will be provided at the "Speakers Ready Room" - located next to the lecture hall Audimax.

You are kindly requested to prepare your presentation as a Microsoft Power Point file, which will be copied to the PC of the congress venue. Personal laptops for presentation are not accepted.

If the presentation was prepared on a "Macintosh" computer, it should be transferred to the PC in the "Speakers Ready Room". For this transfer please make sure to bring all necessary adapters (MAC/PC plug,...)

The time length for each presentation must follow the schedule published in the congress final program.

If you are scheduled to speak in the morning we ask you to hand in your presentation the afternoon before. For afternoon presentations it is necessary to hand in your presentation two hours prior to beginning of your session.

### Poster presentations

Posters must be presented personally by the author and should not be mailed in advance.

Please be informed that only posters with dimensions 90 cm wide 140 cm high can be presented and will be attached with tape. Posters should be presented during the whole congress at the "Arcade" of the congress venue.

Posters must be in place on Wednesday, August 31 before 8:30 a.m. and should be removed on Saturday, September 3 until noon. Posters not removed by this time will be disposed of.

The presenting authors should be at their posters at the following times:

P001-P136	odd	09:45 - 10:45	Wednesday, August 31
	even	15:15 - 16:15	
P137-P272	odd	09:45 - 10:45	Thursday, September 1
	even	15:15 - 16:15	
P273-P408	odd	09:45 - 10:45	Friday, September 2
	even	15:15 - 16:15	

### Disclosure policy

Participants should be made aware of any affiliation or financial interest that may affect a speaker's presentation. Each speaker is asked to verbally disclose at the start of his/her presentation any financial interest or affiliation and to indicate if a product he/she is discussing is not labelled for the use that is being discussed or if it is still investigational.

## GUIDELINES FOR ORAL AND POSTER PRESENTATION

This policy is established neither to imply any position regarding the propriety of such relationships nor to prejudice any individual from making a presentation, but to allow the participants to form their own judgements regarding the presentation.

Authors must disclose any material, financial or other relationships that may pose a conflict of interest at the time of the presentation.

### **Recording, cell phones and no-smoking policies**

No audio or videotaping is permitted in the meeting sessions or exhibition area.

For the courtesy of all faculty and participants, please ensure that cell phone ringers are silenced during all sessions.

Austrian law prohibits smoking at the venue of the conference.

### **PROCEEDINGS OF THE ISFG CONGRESS – Invitation to submit a paper**

Posters and oral presentations will be published in FSI: Genetics, Supplement Series. Contributors have already been contacted by Elsevier. Please adhere to the deadline of August 30, 2011.

### **Program changes**

The organizers cannot assume liability for any changes in the programme due to external or unforeseen circumstances.

### Opening Ceremony and Get-Together Party

Tuesday, August 30, 2011 at 18:30 at the Audimax of the University of Vienna

All registered participants and their registered accompanying persons are invited to attend the Opening ceremony. The Opening Ceremony will be followed by a Get-together party, a typical "Viennese Welcome" with traditional food and drinks.

### Mayor's Reception

Wednesday, August 31, 2011 at 20:00 at the City Hall

Entrance: Lichtenfelsgasse 2, 1010 Vienna

Public Transportation: tram line 1 or subway U2 (violet line), station "Rathaus"

To take part at the cocktail reception upon invitation of the Mayor and Governor of Vienna a registration is necessary. If you have registered for free for the Mayor's Reception you will receive an invitation card, that will be required for admission to this event.

The City Hall is one of the most splendid amongst the numerous monumental buildings along Vienna's Ringstrasse. Designed by Friedrich Schmidt (1825-1891), it was erected between 1872 and 1883. Today the City Hall is the head office of Vienna's municipal administration. Visitors are stunned by the magnificent appointments of the state rooms, which will provide an atmospheric backdrop to the Mayor's Reception.



Foto: Christian Kunit

Rathaus Wien

### **Conference Dinner – Heurigen Evening**

Friday, September 2, 2011 Meeting Point 19:00 at Grillparzerstraße (exit University of Vienna and turn right)

You may experience a memorable evening in a typical Viennese Heurigen village and enjoy a few hours in a warm atmosphere with music, wine and genuine food.

"Heuriger" means "this year" and is used for the wine of the latest wine-harvest. It also signifies the place where the wine is served – our place will be the traditional Heuriger "Fuhrigassl-Huber", Neustift am Walde 68, 1190 Wien.

From 22:30 we will return by bus

Reduced contribution fee for registered participants: € 25 (included for registered accompanying persons)

### **Accompanying Persons Tour**

Thursday, September 1, 2011 Meeting Point 10:00 at the registration area in the Aula of the University of Vienna

For registered Accompanying Persons the 2 hours walking tour "A walk through Old Vienna" is included. The purpose of this walk is to present parts of old Vienna which cannot be shown to the visitor in the course of a regular sightseeing tour. Starting at Josefsplatz, our walk takes us past the Imperial Palace, through the Volksgarten over Herrengasse and Graben to St. Stephen's Cathedrale. After a turn around with its numerous cultural and historical highlights we lead you through small lanes and yards, which really provide us an impression of the old Vienna.

### **Optional Tours**

The housing office, Austropa Interconvention offers guided tours during the congress. For further information please contact the registration desk.

### **Congress Venue**

University of Vienna  
Dr.-Karl-Lueger-Ring 1  
1010 Vienna, Austria  
Tel.: (+43/1) 4277-0  
www.univie.ac.at

The conference venue can easily be reached by public transportation. The nearest station is "Schottentor – Universität", where subway U2 (violet line) stops, as well as tramway lines 1, 37, 38, 40, 41, 42, 43, 44 and D.

### **Congress President ISFG 2011**

#### **Wolfgang R. Mayr**

University Clinic for Blood Group Serology and Transfusion Medicine  
Medical University of Vienna  
Währinger Gürtel 18–20  
1090 Vienna, Austria  
Tel. (+43/1) 40 400-5337  
Fax (+43/1) 40 400-5321  
e-mail pres\_isfg2011@meduniwien.ac.at

### **Congress Secretariat and Hotel Bookings**

#### **AUSTROPA INTERCONVENTION**

Verkehrsbüro Kongress Management GmbH  
Dresdner Strasse 81–85  
1200 Vienna, Austria  
Tel. (+43/1) 588 00-534 or 514  
Fax (+43/1) 588 00-520  
e-mail isfg2011@interconvention.at

### **Exhibition Management**

#### **MAW**

Medizinische Ausstellungs- und Werbegesellschaft  
International Exhibitions and Advertising  
Freyung 6  
1010 Vienna, Austria  
Tel. (+43/1) 536 63-75  
Fax (+43/1) 535 60 16  
e-mail maw@media.co.at



## Opening Hours

The registration desk at the Aula of the University of Vienna will be open on:

Mon., August 29	07:00 - 10:00
Tue., August 30	08:00 - 20:00
Wed., August 31 - Fri. Sep. 02	08:00 - 17:30
Sat., Sep 03	08:00 - 12:00

## Registration Fees – Precongress Educational Workshops

1/2 day	€ 80
1 day	€ 110
2 days	€ 220

Registration includes admission to the workshops and coffee/tea during the official breaks

## REGISTRATION FEES – ISFG CONGRESS

	Before June 6, 2011	On/After June 6, 2011
For members	€ 380	€ 490
Non members	€ 470	€ 600
For students	€ 190	€ 250
Accompanying persons (social program only)	€ 130	€ 160

Participant and student registration includes:

- \* admission to the **scientific sessions and exhibitions**
- \* **conference kit** (final program, book of abstracts, etc.)
- \* **coffee/tea** during the official breaks
- \* **Get-together Party** on August 30
- \* **Mayor's Reception** on August 31

\* The **Conference Dinner – Heurigen Evening** is optional and can be booked for the special rate of € 25,- p.p.

It is not expected that **accompanying persons** will attend scientific sessions. Their registration fee includes Get-together Party, the Major's Reception and the Conference Dinner, as well as the 2 hours walking tour "Walk trough the Old Vienna" on Thursday, September 1, 2011, 10:00 - 12:00.

**Austrian**   
We fly for your smile.



# 130 ways of arriving with a smile.

Fly to 130 destinations worldwide with Austrian Airlines and enjoy Austrian charm, renowned hospitality and award-winning service.



JUNG & MATZ/Danau



A STAR ALLIANCE MEMBER 

[www.austrian.com](http://www.austrian.com)

## GENERAL INFORMATION

### Badges

Participants are asked to wear the name badge at all functions during the congress.

### Bankomat – Cash Point

Available directly at the congress venue or at the direct opposite of the congress venue at the Unicredit Bank Austria, Dr. Karl Lueger-Ring 10.

### Banking

Bank hours are

Monday – Wednesday, Friday 08:00 – 12:30 and 13:30 – 15:00

Thursday 08:00 – 12:30 and 13:30 – 17:30

### Coffee Breaks

Free coffee/tea is available during the coffee breaks and will be served at the poster and the exhibition area.

### Currency

The EURO is the official currency in Austria. 1 Euro = 100 Cents.

Coins: 1, 2, 5, 10, 20, 50 Cents; 1, 2 Euros

Banknotes: 5, 10, 20, 50, 100, 200, 500 Euros

Money can be changed at the airport, at banks, exchange bureaus, and larger hotels.

For a cash advance, credit cards and Maestro-cards can be used at cash dispensers (Bankomat) which are available all over the city.

### Insurance and Liability

Participants are advised to arrange whatever insurance they consider necessary. No responsibility can be assumed by the Congress for personal accidents, sickness, theft, or property damage suffered by the participants.

### Internet – WLAN / Wi-Fi

Free access to the Internet is provided at room 27 on the first floor at the University of Vienna.

Additionally wireless Internet to login with your own laptop is available throughout the congress venue.

Please select one of the following wireless networks:

u:connect

eduroam

Login Information:

Username: isfg2011

Password: vienna



### Language

The official language of the conference is English. No simultaneous translation will be provided.

### Lunch

Lunch Symposia have been organized by industry sponsors on Wednesday, August 31, Thursday, September 1 and Friday, September 2 at the Audimax. In addition, there are a number of pubs and restaurants offering a lunch in the University and in its neighbourhood.

### Parking

Within and around the center of Vienna there is a short term parking zone (payment zone), so it is recommended to park the car in a garage. The nearest one's are the Tiefgarage Rathauspark (Dr.-Karl-Lueger-Ring), Garage Freyung (Freyung), Börse-Garage (Wipplinger Strasse) and Votivpark-Garage (Universitätsstrasse).

### Shopping

Typical shopping hours are Monday to Friday 09:00 - 18:00 and Saturday 10:00 - 13:00 (18:00). Apart from some tobacconists and small supermarkets at petrol stations and at the main railway stations, shops are closed on Sundays.

### Exhibition

The commercial exhibition will be held between Wednesday, August 31 and Saturday, September 3, 2011 at the inner court of the University of Vienna.

### Exhibition Opening Hours

Wednesday, August 31	09:30 - 16:30
Thursday, September 1	09:30 - 16:30
Friday, September 2	09:30 - 16:30
Saturday, September 3	09:30 - 12:00

### INDUSTRY PARTNERS

Abbott

Ademtech

Applied Biosystems

The Bode Technology Group

Copan Flock Technologies

Cybergenetics

Elsevier

Galantos Genetic

GE Healthcare

Hamilton Robotics

Magle Life Sciences

Promega

Qiagen

Qualitype

## COMPANY DESCRIPTIONS

### ABBOTT LABORATORIES

Abbott is a global, broad-based health care company devoted to the discovery, development, manufacture and marketing of pharmaceutical and medical products, including nutritionals, devices and diagnostics. The company employs more than 90,000 people and markets its products in more than 130 countries. Now Abbott Ibis is bringing that same expertise and devotion to DNA forensics. The PLEX-ID technology combines PCR with Electron Spray Ionization Time-of-Flight Mass Spectrometry. It is highly automated, consolidated and fast technique with high resolving power.

[www.plex-id.com](http://www.plex-id.com)

[www.starlims.com](http://www.starlims.com)

### ADEMTECH

is dedicated to develop high quality superparamagnetic nanoparticles of uniform size for Life Sciences and In Vitro Diagnostics. These magnetic particles offer a large surface area for binding and eliminate the sedimentation problems that affect larger particles. ADEMTECH is increasing its product portfolio with Smart D-N-Adem kit for Profiling to achieve better STR profiles. In order to reach optimal amplification conditions, it is important to isolate good quality DNA in a normalized condition. To meet this requirement in one step, ADEMTECH has designed the Smart D-N-Adem kit. The Smart D-N-Adem kit is based on a combination of calibrated magnetic nanoparticles and an optimized surface chemistry to avoid the introduction of ethanol or chaotropic salts. The new procedure using Smart D-N-Adem kit for Profiling is a real alternative to provide ideal quality genetic profiles and higher first pass full profile success for national DNA database.

Ademtech, ISO 9001: 2008 Certified.

[www.ademtech.com](http://www.ademtech.com)

### APPLIED BIOSYSTEMS

Life Technologies is a global biotechnology tools company dedicated to improving the human condition. Our systems, consumables and services enable researchers to accelerate scientific exploration, driving to discoveries and developments that make life even better. Life Technologies customers do their work across the biological spectrum, working to advance personalized medicine, regenerative science, molecular diagnostics, agricultural and environmental research, and 21st century forensics. Our proven Applied Biosystems® technologies allow forensic scientists to maximize their use of DNA in establishing identity and solving crimes. We offer the most robust, reliable, and trusted forensic solutions for human identification (HID) testing—and we are the only company in the world that designs and validates its reagents, instruments, and data analysis software together as an integrated system for HID testing. Life Technologies was created by the combination of Invitrogen Corporation and Applied Biosystems Inc.

For more information on how we are making a difference please visit our website:

[www.lifetechnologies.com](http://www.lifetechnologies.com).

### THE BODE TECHNOLOGY GROUP

Bode Technology serves the law enforcement and human identification markets and is unique in providing both state-of-the-art human DNA analysis and innovative human DNA-free collection products. Bode offers a wide array of DNA analysis services including high throughput DNA testing services, case

## COMPANY DESCRIPTIONS

work analysis, missing person identification, private and CODIS databanking of convicted offenders or arrestees; as well as paternity and non-forensic identification. Our patented DNA collection systems are used worldwide for collecting DNA samples from convicted offenders and arrestees, crime scenes, as well as parents and children for genealogy and identification services.

[www.bodetech.com](http://www.bodetech.com)

### COPAN

Copan is a worldwide leading company in the field of research, development and production of innovative DNA-free systems for the collection, transport and long-term preservation of biological specimens for human identity investigation. Copan worldwide patented DNA-free 4N6FLOQSwabs™ technology allows to instantaneously and completely recover the entire swab sample to be analysed, both into liquid phase and onto a solid surface. Copan will be presenting the complete portfolio for forensic application, which includes: 4N6FLOQSwabs™ *genetics*, 4N6FLOQSwabs™ *crime scene*, NUCLEICard™ and NAO™ basket.

[www.copanitalia.com](http://www.copanitalia.com)

### CYBERGENETICS

Cybergenetics TrueAllele® technology is a scientifically validated computer system that objectively interprets DNA evidence, and preserves DNA identification information. TrueAllele Casework interpretation and match results are typically a million times more informative than current interpretation approaches. TrueAllele Casework resolves complex mixtures with multiple contributors (2, 3 or more unknowns, including minor), degraded and touch DNA evidence. The TrueAllele technology is a high throughput productivity tool available as a product or a service. Cybergenetics services include interpreting complex DNA cases, preparing investigative and court reports, and expert testimony. TrueAllele results have been successfully used in court. Further information about the TrueAllele technology is available at Cybergenetics website ([www.cybgen.com](http://www.cybgen.com)). The site provides free courses, presentations, publications, validation studies, technology applications, and cases.

[www.cybgen.com](http://www.cybgen.com)

### ELSEVIER

Elsevier delivers reliable, relevant content, tools and support across the entire health science curriculum in ways that help educators, their students and practitioners achieve high levels of success.

Trust ELSEVIER to offer superior resources that expand your knowledge, foster communication, enable individual and collective advancement in the healthcare field.

Visit the ELSEVIER stand where Forensics/Legal Medicine Journals will be available.

ELSEVIER, building insights, breaking boundaries!

[www.elsevier.com](http://www.elsevier.com)

### GALANTOS

Galantos Genetics GmbH is principally involved in the areas of forensics, DNA diagnostics and assay development. An important field of activity is the development and international marketing of forensic rapid staining tests (RSID) for the detection of traces at crime scenes. The most popular products are



## COMPANY DESCRIPTIONS

the RSID tests for Semen, Saliva, Blood and Urine. The RSID tests are designed for fast, easy and reliable detection of human fluids without showing cross-reactions with other human body fluids. 2010 Galantos has won the innovation-award of Rhineland Palatinate for developing a new technique combining the detection and isolation of sperm cells (Sperm-HY-LITER). The Sperm-HY-LITER kit is the newest standard for positive identification of sperm in cases of sexual assault. Since 2009 Galantos Genetics is official partner of Carl Zeiss and licensed to sell microscopes to forensic laboratories. Galantos Genetics has its own on-site laboratories on the Campus of the Johannes-Gutenberg-University of Mainz where it conducts human DNA lineage certification as well as DNA diagnostic analysis of both humans and animals.

[www.galantos.eu](http://www.galantos.eu)

### GE HEALTHCARE

GE Healthcare Life Sciences provides tools for drug discovery, biopharmaceutical manufacturing and cellular technologies, so research scientists and specialists around the world can be more productive, effective and creative. Our vision is to be the start-to-finish bioprocessing solution provider, the partner of choice in cells and protein research and the leader in life sciences services. Our broad expertise in life sciences drives our commitment to help researchers understand life at a molecular level and develop innovations to prevent, diagnose, treat and cure disease.

[www.gehealthcare.com](http://www.gehealthcare.com)

### HAMILTON

HAMILTON Robotics designs and manufactures fully automated robotic systems. The products range from unique, custom laboratory automation solutions (turnkey solutions) on standard applications validated through partnership programs with renowned biotechnology companies as well as OEM solutions to the top ten diagnostic companies. The combination of great know-how of the engineers and experienced scientists in biotechnology, drug discovery, diagnostics and software as well as the constant development and improvement allows HAMILTON to satisfy customers' needs. Precision, innovation, reliability and quality are the philosophy of the technology leader HAMILTON Robotics.

[www.hamiltonrobotics.com](http://www.hamiltonrobotics.com)

### MAGLE

Magle Life Sciences is a Swedish company that develops polysaccharide products for biomedical applications. Among the company products is Phadebas Forensic Saliva Test; a product used for saliva detection in forensic biology labs. The Phadebas test is used in two ways; the Tube test and the Press test. Tube test is used for presumptive testing of suspicious stains whereas Press test is used as a searching device to localise invisible saliva stains on any item.

### PROMEGA

Promega Corporation is a leader in providing innovative solutions and technical support to the life sciences industry. The company's 2,000 products enable scientists worldwide to advance their knowledge in genomics, proteomics, cellular analysis, molecular diagnostics and human identification. Founded in 1978, the company is headquartered in Madison, WI, USA with branches in 15 countries and over 50 global distributors.

For more information about Promega, visit [www.promega.com](http://www.promega.com).

## COMPANY DESCRIPTIONS

### QIAGEN

QIAGEN is the leading provider of sample and assay technologies. Sample technologies are used to isolate DNA, RNA, and proteins from any biological sample. Assay technologies are then used to make specific target biomolecules, such as the DNA of a specific virus, visible for subsequent analysis.

We have developed and market more than 500 consumable products and automated solutions. The company provides these products to molecular diagnostics laboratories, academic researchers, pharmaceutical and biotechnology companies, and applied testing customers for purposes such as forensics, animal or food testing and pharmaceutical process control.

QIAGEN employs more than 3,500 people in over 35 locations worldwide.

[www.qiagen.com](http://www.qiagen.com)

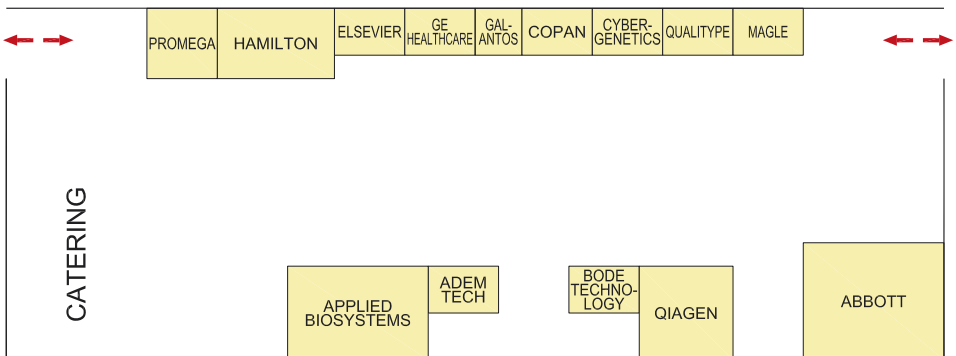
### QUALITYTYPE

Qualitytype AG was founded in 2001 and is an established company specialized in the business areas of forensics, clinic and quality assurance systems for the food industry.

We are a capable and professional partner for information technological projects of any size and complexity. Beyond our offered standardized software products, we realize your promising visions and ideas together with you.

Our well known standard software products include GenoProof 2 - the all-in-one software solution for the investigation of STR-analysis for paternity test and kinship analysis, as well as GenoProof Mixture - the expert system for the analysis of DNA samples and complex DNA mixtures, Qualitytype Abetter LIMS - the Laboratory-Information-System combining management and laboratory processes in one user friendly solution and Qualitytype Abetter Case Management - the forensic Workflow-Management-System, especially developed to optimise the administrative work of forensic examinations.

[www.qualitytype.de](http://www.qualitytype.de)



# Join us for a QIAGEN® Symposium

August 31, 6 p.m. in the Audimax



## Accelerating forensic workflows — more information faster

This symposium is on August 31 at 6 p.m. in the Audimax. Join us to learn about the bright future of forensic technology.

The symposium features:

- Customer presentations on the new QIAGEN Investigator STR Plus and Investigator Quantiplex Kits
- QIAGEN expert presentations on the latest developments in PCR technology for human identity testing

Register for the symposium at [www.qiagen.com/forensics](http://www.qiagen.com/forensics) or visit the QIAGEN booth during the Congress to speak to one of our technical experts.



Sample & Assay Technologies

# Watch The Truth UNFOLD

## ABBOTT SATELLITE SYMPOSIUM

Wednesday, August 31st 2011

Lunch Symposium 12:00–14:00

University of Vienna, Room name: Audimax

- TALK 1 **Forensic DNA Analysis with the PLEX-ID**  
Dr. Steven A. Hofstadler & Dr. Tom Hall, Ibis BioSciences  
R&D, Carlsbad, United States
- TALK 2 **PLEX-ID Case Study:  
Paternity testing on PLEX-ID using mtDNA, STRs, SNPs**  
Prof. Dr. Lili, Institute of Forensic Sciences, Ministry of  
Justice, Shanghai, China
- TALK 3 **From "Which LIMS Should I Choose?" to "Go-Live":  
Insight into Successfully Navigate these Challenges**  
Dr. Robin Gall, STARLIMS, Hollywood, United States

No Need to Register for the Satellite Symposium